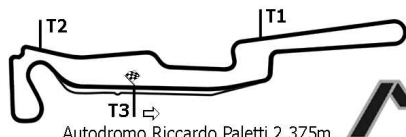



Open Pit Lane 01/11/2010



ANALISI DEI TEMPI PROVE LIBERE MATTINA



GIRO VEL SETT.1 SETT.2 FINISH TEMPO GIRO VEL SETT.1 SETT.2 FINISH TEMPO

39 ORLANDI Giacomo
GOLF

1)		11'00.971				1'43.701
2)	(138.4)	25'21.337				26'21.732
3)	(136.5)	45.477				1'44.180
4)	(121.2)	48.847				1'49.151
5)	(146.9)	45.162				1'43.992
6)	(146.7)	44.134				1'43.859
7)	(138.6)	14'59.137				15'58.138
8)	(137.5)	44.277				1'42.759
9)	(143.4)	44.101				1'45.537
10)	(144.7)	43.888				1'41.950
11)	(137.7)	44.498				1'42.902
12)	(129.0)	10'12.146	25.876	35.265		11'13.287
13)	(136.1)			34.156		1'44.611
14)	(145.1)					1'46.563
15)	(126.3)					1'46.955
16)	(140.0)					1'48.579
17)				34.221		1'49.010
18)	(140.9)			33.130		1'42.667
19)						1'44.680
20)	(132.1)			33.588		1'46.213
21)	(145.5)					1'43.459
22)	(144.1)					8'49.968
23)	(124.5)			34.028		1'45.948
24)	(145.5)			34.737		1'46.778
25)	(142.1)					1'48.150
26)	(144.7)					1'42.594
27)	(144.3)					11'57.587
28)	(145.3)			34.323		1'42.861
29)	(134.3)			46'04.620		47'18.109
30)	(127.8)			34.458		1'46.626
31)	(146.9)					1'44.263
32)	(134.6)			33.985		1'45.923
33)	(146.7)					1'43.444
34)	(147.9)					1'43.432
35)	(143.6)					1'43.969
36)	(144.3)					1'43.270
37)	(143.6)					1'44.245
38)	(137.4)			34.125		1'46.117

Open Pit Lane 01/11/2010



Autodromo Riccardo Paletti 2.375m.

ANALISI DEI TEMPI PROVE LIBERE MATTINA



Autodromo Riccardo Paletti 2.375m.


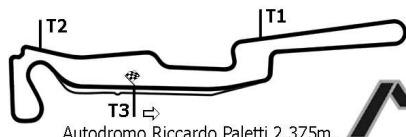
GIRO VEL SETT.1 SETT.2 FINISH TEMPO

GIRO VEL SETT.1 SETT.2 FINISH TEMPO

40 BACCELLI Danilo

AUDI S3

Open Pit Lane 01/11/2010



ANALISI DEI TEMPI PROVE LIBERE MATTINA

GIRO VEL SETT.1 SETT.2 FINISH TEMPO


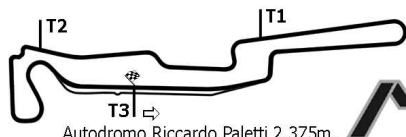
GIRO VEL SETT.1 SETT.2 FINISH TEMPO

41 ORBELLI Alessio

PEUGEOT 106

1)	(105.4)	2'10.226				1'56.128
2)	(129.4)	49.267				1'53.643
3)	(130.5)	47.919				1'52.533
4)	(129.6)	47.895	28.894	36.461		1'53.250
5)	(132.1)	12'57.931		12'54.206		14'10.015
6)	(119.0)	51.234	29.532	37.664		1'58.430
7)	(130.4)	49.772	29.459	37.725		1'56.956
8)	(125.0)	9'57.851	29.574	37.673		11'05.098
9)	(126.0)	51.352	29.781	37.566		1'58.699
10)	(130.1)	51.045	28.918	37.649		1'57.612
11)	(130.2)	50.576	28.915	38.959		1'58.450
12)	(127.0)	49.727	28.724	37.505		1'55.956
13)	(130.9)	48.673	27.698	36.439		1'52.810
14)	(131.3)	12'00.808	29.563	37.143		13'07.514
15)	(126.7)	53.567	29.361	53.279		2'16.207
16)	(98.9)	52.305				2'00.082
17)	(122.0)	50.683	30.690	39.248		2'00.621
18)	(129.0)	54.415	29.197	37.378		2'00.990
19)	(127.0)	6'04.920	29.532	38.113		7'12.565
20)	(124.2)	50.533	28.776	36.980		1'56.289
21)	(126.0)	49.635	28.941	37.305		1'55.881
22)	(119.8)			38.832		2'03.098
23)	(124.7)			37.784		10'35.075
24)	(121.2)			38.530		2'00.326
25)	(114.2)			38.085		1'59.878
26)	(115.2)			36.925		1'56.651
27)	(121.2)			36.398		1'54.746
28)	(119.6)			38.154		1'59.710
29)	(119.4)			36.633		1'57.507
30)	(128.7)			36.324		1'53.090
31)	(121.8)			37.536		13'16.245
32)	(127.9)			37.862		2'18.246
33)	(128.2)			36.953		1'55.994
34)	(121.2)			36.232		1'56.519
35)	(128.1)			37.635		1'59.326
36)	(128.4)			37.382		1'56.586
37)	(126.4)			39.376		12'39.749
38)	(109.9)			37.260		1'57.353
39)	(125.1)			37.351		1'55.932
40)	(126.4)			37.173		1'56.964
41)	(115.6)			37.760		30'53.388
42)	(121.8)			37.261		1'57.601
43)	(122.5)			36.693		1'56.859
44)	(117.6)			37.023		1'56.217
45)	(123.5)					1'56.832
46)	(109.4)			36.644		2'01.352

Open Pit Lane 01/11/2010



ANALISI DEI TEMPI PROVE LIBERE MATTINA

GIRO VEL SETT.1 SETT.2 FINISH TEMPO

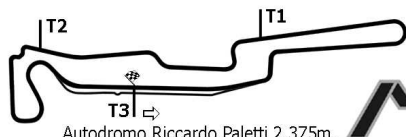
GIRO VEL SETT.1 SETT.2 FINISH TEMPO

42 ROSSI Giordano


FORD ESCORT

1)		56'53.652	25.078	33.478	1'42.649
2)	(145.3)	48.330	27.145	33.973	1'49.448
3)	(140.9)	44.628			1'45.959
4)	(124.2)	45.653	26.044	35.393	1'47.090
5)	(128.2)	46.329	17'40.960	34.852	19'02.141
6)	(112.7)			36.437	1'55.876
7)	(118.1)			37.351	14'55.360
8)	(123.7)			33.255	1'49.993
9)	(141.5)			37.943	1'52.381
10)	(135.0)			39.651	1'53.011
11)	(113.2)			36.879	1'54.009
12)	(127.9)			35.598	1'49.946
13)	(138.6)			33.234	1'46.808
14)	(134.4)			34.420	1'47.300
15)	(139.1)			34.765	1'48.691
16)	(137.2)			34.363	1'46.871
17)	(137.4)			33.421	1'44.340
18)	(137.9)			34.864	1'45.939
19)	(131.5)			34.255	1'46.384
20)	(144.3)			37.825	1'50.771
21)	(132.1)			33.935	49'25.320
22)	(137.0)			33.726	1'44.610
23)	(138.1)			34.663	1'45.993
24)	(144.0)			33.290	1'43.044
25)	(139.7)			33.473	1'44.304
26)	(140.2)			33.844	1'45.248

Open Pit Lane 01/11/2010



ANALISI DEI TEMPI PROVE LIBERE MATTINA



GIRO VEL SETT.1 SETT.2 FINISH TEMPO


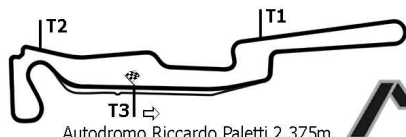
GIRO VEL SETT.1 SETT.2 FINISH TEMPO

43 CAZZANIGA Mirco

PEUGEOT 106

1)			38.479	1'58.079
2)	(125.2)			1'55.551
3)	(129.9)			1'54.738
4)	(135.1)			1'54.505
5)	(126.4)			1'54.140
6)	(133.9)			1'55.085
7)	(134.6)		37.558	1'55.545
8)	(133.0)			1'54.347
9)	(134.1)		36.819	1'52.257
10)	(130.1)			2'02.163
11)	(137.4)		37.084	1'58.172
12)	(138.8)			1'54.270
13)			37.322	1'52.513
14)	(132.0)		36.998	39'45.283
15)	(131.7)		40.144	1'55.090
16)	(137.9)		2'26.354	3'40.030
17)	(139.3)		35.348	3'49.257
18)	(137.5)		35.673	1'54.941
19)	(137.2)		34.868	1'48.319
20)	(136.8)		34.711	1'48.348
21)	(130.5)			1'50.617

Open Pit Lane 01/11/2010



ANALISI DEI TEMPI PROVE LIBERE MATTINA


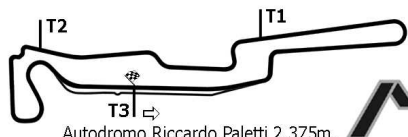
GIRO VEL SETT.1 SETT.2 FINISH TEMPO GIRO VEL SETT.1 SETT.2 FINISH TEMPO

44 LISSONI Marco

PEUGEOT 106

1)	(153.8)	9'08.507				2'05.847
2)	(105.5)	51.582	30.719	40.308		2'02.609
3)	(90.7)	12'03.760	30.610	38.363		13'12.733
4)	(118.1)	52.741	29.739	38.046		2'00.526
5)	(112.5)	14'30.940	29.242	37.230		15'37.412
6)	(123.8)	48.777	29.277	36.266		1'54.320
7)	(132.5)	47.400	27.666	35.736		1'50.802
8)	(126.0)	49.279	28.210	37.151		1'54.640
9)	(129.3)	47.994	27.864	37.010		1'52.868
10)	(124.7)	48.935	28.756	37.278		1'54.969
11)	(128.5)	48.051	27.746	34.773		1'50.570
12)	(135.5)	46.642	27.145	36.167		1'49.954
13)	(131.3)	46.779	27.217	35.343		1'49.339
14)	(135.8)	55.534	27.274	34.977		1'57.785
15)	(132.6)	46.935	26.944	35.266		1'49.145
16)	(128.5)	46.828	28.872	35.663		1'51.363
17)	(133.0)	47.197	27.093	35.638		1'49.928
18)	(135.0)	46.508	26.581	34.593		1'47.682
19)	(128.1)	46.073	26.823	34.701		1'47.597
20)	(132.5)	46.932	9'54.188	38.097		11'19.217
21)	(126.0)			38.120		1'58.134
22)	(91.1)			40.793		2'02.131
23)	(104.2)			37.120		2'00.211
24)	(121.7)			37.107		1'55.251
25)	(129.8)			37.147		1'54.354
26)	(129.4)			37.042		1'55.912
27)	(112.8)			35.830		7'49.530
28)	(132.3)			37.603		1'53.090
29)	(137.4)			35.575		1'55.865
30)	(131.7)			35.546		1'53.865
31)	(128.1)			47.866		12'10.394
32)	(128.5)			36.962		1'57.240
33)	(115.2)			35.775		1'58.727
34)	(118.4)			35.152		1'49.756
35)	(136.7)			34.139		1'47.507
36)	(80.0)			44.218		2'07.295
37)	(138.2)			34.515		12'25.942
38)	(135.3)			34.507		1'47.454
39)	(136.7)			34.471		1'57.986
40)	(135.5)			34.168		1'47.407
41)	(136.7)			33.501		1'45.292
42)	(139.7)			35.388		1'48.696
43)	(124.1)			34.006		1'47.210
44)	(138.9)			34.232		1'45.608
45)	(137.7)			33.953		1'45.688
46)	(137.0)			34.005		1'49.489
47)	(138.1)			33.336		1'45.753
48)	(138.1)			33.923		1'49.532
49)	(136.8)			33.970		1'45.204
50)	(137.7)			33.339		1'44.659
51)	(136.8)			33.092		1'44.433
52)	(138.8)			36.244		12'36.011
53)	(136.3)			36.470		1'54.675
54)	(125.0)			35.824		1'52.938
55)	(126.7)			39.637		1'57.672

Open Pit Lane 01/11/2010

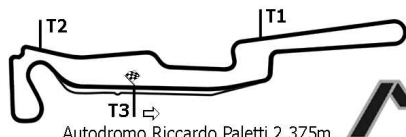


ANALISI DEI TEMPI PROVE LIBERE MATTINA


	GIRO	VEL	SETT.1	SETT.2	FINISH	TEMPO		GIRO	VEL	SETT.1	SETT.2	FINISH	TEMPO
47	VIOLETTA Alessio												
	PEUGEOT 106												
1)						1'57.208							
2)						20'28.875							
3)						1'50.966							
4)					36.456	10'44.534							
5)	(138.2)		47.697	27.612	36.239	1'51.548							
6)	(139.1)		47.359	36.094	35.946	1'59.399							
7)	(136.5)		47.997	28.041	35.208	1'51.246							
8)	(142.2)		46.718	28.078	35.086	1'49.882							
9)	(139.7)		47.487	27.217	35.320	1'50.024							
10)	(139.3)		47.523	28.763	36.269	1'52.555							
11)	(141.7)		46.260	26.800	34.355	1'47.415							
12)	(144.0)		47.294	26.885	34.279	1'48.458							
13)	(142.6)		47.324	28.914	36.004	1'52.242							
14)	(140.6)		45.554	27.140	34.923	1'47.617							
15)	(143.0)		46.850	26.982	34.729	1'48.561							
16)	(141.9)		45.812	27.046	36.357	1'49.215							
17)	(132.1)		47.306	26.841	35.067	1'49.214							
18)	(141.9)		45.243	26.567	34.138	1'45.948							
19)	(142.6)		50.814	26.274	33.867	1'50.955							
20)	(141.5)		44.655	26.414	35.360	1'46.429							
21)	(137.4)		45.141	26.890	34.075	1'46.106							
22)	(142.2)	7'57.430		32.493	39.844	9'09.767							
23)	(124.5)		48.619	28.747	37.011	1'54.377							
24)	(127.5)				37.094	1'53.036							
25)	(122.1)				36.558	1'54.868							
26)	(130.1)				35.876	1'51.190							
27)	(135.0)				35.793	1'50.220							
28)	(134.4)				35.511	1'51.488							
29)	(134.6)				35.626	1'50.237							
30)	(135.5)				34.961	1'49.374							
31)	(127.9)				35.486	1'52.413							
32)	(132.3)				36.814	1'50.963							
33)	(131.0)				35.052	1'48.325							
34)	(124.5)				34.266	1'50.280							
35)	(127.8)				36.893	1'52.411							
36)	(116.7)				35.789	1'51.527							
37)	(127.6)				34.449	1'54.260							
38)	(136.5)				37.201	2'00.286							
39)	(134.6)				35.237	10'31.988							
40)	(140.8)				34.191	1'46.607							
41)	(142.1)				35.443	1'51.307							
42)	(139.1)				33.709	1'44.614							
43)	(139.1)				35.017	1'47.160							
44)	(141.7)				34.275	1'46.100							
45)	(142.4)				32.882	1'44.528							
46)	(144.1)				34.206	11'08.440							
47)	(138.6)				33.909	1'47.086							
48)	(140.8)				33.760	1'43.431							
49)	(140.8)				33.162	1'43.282							
50)	(142.4)				32.355	1'41.206							
51)	(142.8)				33.054	1'42.152							
52)	(137.4)				32.733	1'42.142							
53)	(144.9)				32.354	1'43.899							
54)	(144.3)				32.616	1'42.601							
55)	(140.9)				32.689	1'42.921							

<i>GIRO</i>	<i>VEL</i>	<i>SETT.1</i>	<i>SETT.2</i>	<i>FINISH</i>	<i>TEMPO</i>	<i>GIRO</i>	<i>VEL</i>	<i>SETT.1</i>	<i>SETT.2</i>	<i>FINISH</i>	<i>TEMPO</i>
56)	(143.6)			31.848	1'40.722						
57)	(145.3)			32.380	1'41.093						
58)	(143.8)			32.304	1'42.830						
59)	(144.3)			32.305	1'44.086						
60)	(143.8)			35.271	1'50.801						
61)	(141.5)			35.396	1'53.206						
62)	(142.4)			32.454	1'42.240						
63)	(143.6)			33.520	13'24.803						
64)	(127.2)			33.315	1'45.668						
65)	(83.6)			34.363	2'08.748						
66)	(122.3)			34.071	1'58.710						
67)	(138.4)			39.564	1'57.721						

Open Pit Lane 01/11/2010



ANALISI DEI TEMPI PROVE LIBERE MATTINA



GIRO VEL SETT.1 SETT.2 FINISH TEMPO


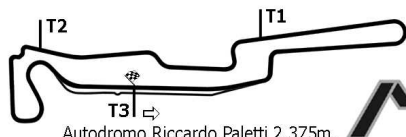
GIRO VEL SETT.1 SETT.2 FINISH TEMPO

48 CODURI Luca

RENAULT MEGA

1)	(153.6)	2'32.476	26.217	34.255	1'44.033
2)	(150.6)	43.756	26.655	34.328	1'44.739
3)	(150.4)	43.642	26.541	33.872	1'44.055
4)	(147.5)	42.814	25.894	33.943	1'42.651
5)		43.742	25.934	34.248	1'43.924
6)	(150.2)	43.311	26.815	32.873	1'42.999
7)	(139.3)	13'24.863	27.326	36.391	14'28.580
8)	(130.9)	44.283	27.296	34.441	1'46.020
9)		19'19.584	26.719	33.486	20'19.789
10)	(143.8)	43.373	25.660	33.218	1'42.251
11)	(150.0)	43.271	25.395	32.937	1'41.603
12)		42.852	25.508	34.061	1'42.421
13)	(151.6)	42.802	25.153	32.113	1'40.068
14)		41.820	25.082	32.452	1'39.354
15)		41.979	24.990	31.682	1'38.651
16)	(152.3)	42.924	24.958	31.684	1'39.566
17)		43.912	57'25.567	31.621	58'41.100
18)	(151.4)			32.842	1'43.494
19)	(145.5)			32.186	1'39.162
20)	(150.2)			32.164	1'37.588
21)	(149.1)			31.774	1'38.303
22)	(114.2)			32.330	1'41.597
23)	(150.6)			31.919	1'40.097
24)	(151.0)			32.412	46'25.043
25)	(152.5)			31.456	1'38.005
26)	(152.9)			32.916	1'39.494
27)	(152.3)			32.597	1'38.615
28)				31.751	1'37.567
29)	(151.6)			31.575	1'38.702
30)	(151.0)			30.988	1'36.776
31)	(128.1)			32.488	1'40.562
32)	(144.5)			32.713	1'40.465


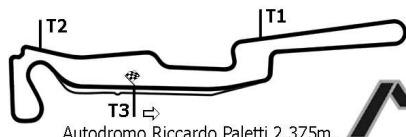
Open Pit Lane 01/11/2010



ANALISI DEI TEMPI PROVE LIBERE MATTINA

	GIRO	VEL	SETT.1	SETT.2	FINISH	TEMPO	GIRO	VEL	SETT.1	SETT.2	FINISH	TEMPO
49	CIMINO Matteo											
	AUDI TT RS											
1)			48.924	24.703	31.872	1'37.837						
2)	(157.4)		39.968	23.676	30.114	1'33.758						
3)	(147.1)		41.216	23.572	30.201	1'34.989						
4)	(156.9)		40.557	23.620	30.278	1'34.455						
5)	(159.5)		40.539	24.426	30.272	1'35.237						
6)	(158.3)		40.136	25.287	30.618	1'36.041						
7)	(160.0)		40.182	23.469	30.156	1'33.807						
8)	(162.8)		39.557	23.996	31.083	1'34.636						
9)	(159.7)	12'41.081	25.337	31.549	13'37.967							
10)	(133.6)		43.022	25.414	31.993	1'40.429						
11)	(143.0)	19'40.060	24.860	31.165	20'36.085							
12)	(123.7)		43.346	23.807	30.324	1'37.477						
13)	(162.4)		42.689	26.157	31.280	1'40.126						
14)	(156.7)		40.773	23.989	30.458	1'35.220						
15)	(165.1)		41.182	24.208	30.413	1'35.803						
16)	(162.1)		39.836	23.828	30.149	1'33.813						
17)	(155.8)		40.051	24.187	32.543	1'36.781						
18)	(152.3)		40.371	23.903	31.352	1'35.626						
19)	(131.7)		41.732	23.807	30.597	1'36.136						
20)	(160.9)		40.332	24.493	31.717	1'36.542						
21)	(159.2)		39.960	24.407	31.568	1'35.935						
22)	(157.2)		40.380	25.237	30.648	1'36.265						
23)	(131.7)		41.851	24.275	30.200	1'36.326						
24)	(159.0)		39.820	24.187	30.381	1'34.388						
25)	(165.1)		44.695	33.428	5'41.404	6'59.527						
26)						1'35.583						
27)		40.511	23.161	31.659		1'35.331						
28)	(160.0)			30.461		1'34.103						
29)				32.337		5'19.299						
30)				32.041		1'38.201						
31)				30.319		4'57.976						
32)	(162.1)			32.702		1'38.475						
33)				30.407		1'38.359						
34)				30.413		1'36.067						
35)	(144.9)			30.173		3'10.835						
36)				29.474		1'35.276						
37)				30.622		1'39.133						
38)				28.979		1'33.107						
39)				32.391		1'39.281						
40)				31.864		10'17.303						
41)	(155.8)			30.464		1'35.336						
42)				30.153		1'34.413						
43)				30.542		1'35.256						
44)				29.792		1'34.805						
45)				29.965		1'34.609						

Open Pit Lane 01/11/2010



ANALISI DEI TEMPI PROVE LIBERE MATTINA

GIRO VEL SETT.1 SETT.2 FINISH TEMPO


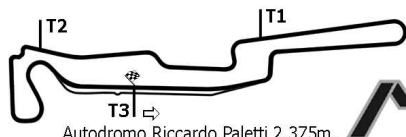
GIRO VEL SETT.1 SETT.2 FINISH TEMPO

50 CROXATO Daniele

FIAT PANDA 1

1)		22'33.400				10'52.396
2)	(119.7)	48.790				1'55.297
3)	(109.7)	46.857				1'52.820
4)	(114.7)	49.229	29.941	8'45.627		10'04.797
5)	(114.2)	48.400				1'55.252
6)	(118.0)	1'58.992	30.782	41.577		3'11.351
7)	(109.3)	48.753				1'55.559
8)	(105.7)	50.977				1'57.063
9)	(115.7)	48.069				1'55.388
10)	(118.4)	2'51.063	29.630	39.686		4'00.379
11)	(115.1)	49.705	29.101	45'16.762		46'35.568
12)	(117.1)			37.569		2'01.533
13)	(107.6)			40.973		2'02.972
14)	(100.9)					1'57.136
15)	(114.6)					1'55.632
16)	(103.3)		38.238			1'56.496
17)	(116.3)					1'54.042
18)	(119.7)		41.456			32'10.528
19)	(99.2)					1'56.520
20)	(106.1)		37.172			1'54.728
21)	(116.1)					1'53.506
22)	(111.4)		39.736			1'55.546
23)	(115.3)					1'50.538
24)	(118.5)					1'51.778
25)	(127.0)		35.889			1'48.562

Open Pit Lane 01/11/2010



ANALISI DEI TEMPI PROVE LIBERE MATTINA

GIRO VEL SETT.1 SETT.2 FINISH TEMPO

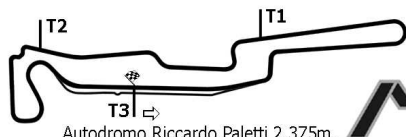
GIRO VEL SETT.1 SETT.2 FINISH TEMPO

51 MARELLI Stefano


SUBARU IMPRE

1)	(123.9)	6'41.730	27.231	34.544	1'48.098
2)	(124.4)	46.218			2'32.419
3)	(118.6)	47.616	28.174	34.915	1'50.705
4)	(125.2)	13'39.448	27.638	34.431	14'41.517
5)	(124.5)	47.130	28.814	34.929	1'50.873
6)	(124.4)	19'08.305	28.652	34.936	20'11.893
7)	(113.8)	49.315	29.516	36.584	1'55.415
8)	(123.2)	47.134	27.679	36.021	1'50.834
9)	(125.1)	48.704	28.984	36.821	1'54.509
10)	(123.4)	46.964	27.254	35.396	1'49.614
11)	(125.2)	46.859	27.446	34.372	1'48.677
12)	(123.1)	46.299	26.648	34.960	1'47.907
13)	(121.3)	47.912	27.096	34.504	1'49.512
14)	(125.2)	46.972	26.462	33.796	1'47.230
15)	(124.4)	2'34.955	27.249	34.328	3'36.532
16)	(121.0)	48.049	27.192	34.060	1'49.301
17)	(122.8)	46.019	27.358	29'03.066	30'16.443
18)	(120.1)			34.473	1'56.722
19)	(120.8)			36.150	1'53.243
20)	(121.7)			34.365	1'49.062
21)	(122.4)			33.861	1'48.110
22)	(123.0)			34.493	1'49.998
23)	(122.1)			34.148	1'47.802
24)	(122.7)			34.388	1'48.424
25)	(121.6)			34.084	1'48.798
26)	(122.7)			34.073	1'48.832

Open Pit Lane 01/11/2010



ANALISI DEI TEMPI PROVE LIBERE MATTINA



GIRO VEL SETT.1 SETT.2 FINISH TEMPO


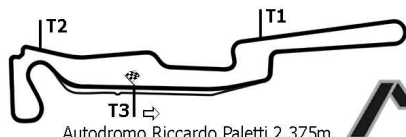
GIRO VEL SETT.1 SETT.2 FINISH TEMPO

52 FROLDI Stefano

BMW M3

1)	(96.7)	10'52.045				2'10.909
2)	(101.4)	10'46.744				11'57.599
3)	(98.0)	52.699	32.930	39.748		2'05.377
4)	(104.8)	50.671	35.079	38.463		2'04.213
5)	(111.2)	8'25.416				9'38.519
6)	(106.5)	50.646				1'59.867
7)	(115.3)	48.576				1'55.881
8)	(118.1)	48.690	32.452	38.203		1'59.345
9)	(118.8)	47.828				1'54.487
10)	(109.4)	29'15.972				30'26.202
11)	(105.7)	49.774				2'00.432
12)	(105.4)	48.938				1'55.924
13)	(113.8)			36.982		1'55.357
14)	(112.7)			37.438		1'53.877
15)	(100.3)			37.300		2'00.924
16)	(122.8)			36.729		1'52.421
17)	(123.7)			39.298		55'03.165
18)	(121.8)					1'52.743
19)	(121.4)					1'53.345
20)	(115.3)		36.653			1'52.930
21)	(119.0)					1'51.918
22)	(127.9)					1'50.202
23)	(125.8)					1'53.103
24)	(98.4)					1'50.817
25)	(133.3)					1'47.655
26)	(133.9)					1'46.998

Open Pit Lane 01/11/2010



ANALISI DEI TEMPI PROVE LIBERE MATTINA

GIRO VEL SETT.1 SETT.2 FINISH TEMPO


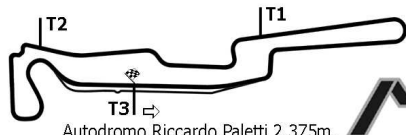
GIRO VEL SETT.1 SETT.2 FINISH TEMPO

53 DROVANDI Marco

FORD ESCORT

1)					1'44.236
2)	(121.0)	18'10.657			19'12.028
3)	(129.1)	48.690			1'56.285
4)	(107.3)				1'47.664
5)	(111.2)				11'42.535
6)	(119.2)				1'49.132
7)	(120.5)				1'44.047
8)	(131.0)				15'20.917
9)	(140.8)				1'40.259
10)	(148.3)				1'40.074
11)	(129.4)				1'40.764
12)	(140.4)				1'44.607
13)	(133.1)				1'44.884
14)	(117.5)				1'51.461
15)	(137.7)				3'22.044
16)	(142.6)				1'42.090
17)	(137.9)				1'40.663
18)	(148.5)				1'40.544
19)	(131.8)				41'49.923
20)	(122.8)				1'41.501
21)	(135.5)				1'40.808
22)	(140.6)				1'39.941
23)	(123.4)				3'26.498

Open Pit Lane 01/11/2010



ANALISI DEI TEMPI PROVE LIBERE MATTINA

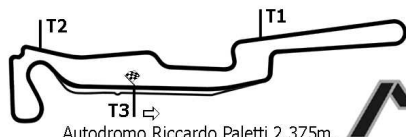
GIRO VEL SETT.1 SETT.2 FINISH TEMPO GIRO VEL SETT.1 SETT.2 FINISH TEMPO

54 BASSO Simone


FORD FOCUS R

1)	(154.5)					3'18.112
2)		42.264				1'36.999
3)	(154.9)	41.672	23.445	31.211		1'36.328
4)	(154.5)	12'07.313	25.006	31.878		13'04.197
5)	(153.8)	43.047				1'44.228
6)	(142.1)	19'51.114				20'45.889
7)	(155.6)	43.641	27.138	32.535		1'43.314
8)	(155.3)	42.270	23.910	31.744		1'37.924
9)	(153.6)	42.636	23.906	31.210		1'37.752
10)	(152.1)	42.521				1'38.247
11)	(153.4)	42.531				1'37.650
12)	(152.7)	42.497				1'38.463
13)	(151.0)	42.324	24.058	31.226		1'37.608
14)	(147.1)	55.935				2'10.031
15)	(81.3)	57.422				20'55.599
16)	(151.4)			31.357		3'19.915
17)	(140.2)					1'38.917
18)	(135.8)			31.550		1'39.320
19)	(152.7)			33.414		1'41.475
20)	(146.3)					1'39.112
21)	(149.1)			32.091		1'39.519
22)	(81.9)		4'07.598			5'34.705
23)	(149.5)			30.305		1'37.143
24)	(152.5)			31.688		1'41.293
25)	(149.5)			31.169		1'37.381
26)	(151.4)			30.840		1'37.522
27)	(130.2)			31.010		:04'48.275
28)	(156.9)					1'37.891
29)	(153.8)			30.674		1'37.502
30)	(155.8)					1'35.606
31)	(156.2)			32.052		2'00.282
32)	(144.3)					1'38.478
33)	(153.6)			31.624		1'37.505
34)	(154.7)					1'36.650
35)	(154.7)					1'37.378
36)	(154.2)			32.812		1'39.430

Open Pit Lane 01/11/2010



ANALISI DEI TEMPI PROVE LIBERE MATTINA



GIRO VEL SETT.1 SETT.2 FINISH TEMPO


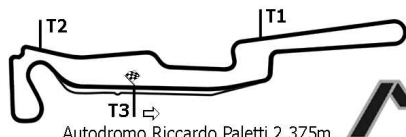
GIRO VEL SETT.1 SETT.2 FINISH TEMPO

55 LUNARDI Matteo

PORSCHE 911

1)		26'30.032	29.760	36.720	1'55.249
2)	(123.4)	52.687	8'12.427	39.045	9'44.159
3)	(114.0)	49.337	31.485	37.353	1'58.175
4)	(121.7)	47.649	29.400	36.382	1'53.431
5)	(119.3)	47.120	28.710	36.143	1'51.973
6)	(118.4)	48.271	28.900	36.590	1'53.761
7)	(118.8)	50.239	28.593	36.124	1'54.956
8)	(120.1)	48.050	28.474	38.938	1'55.462
9)	(104.9)	50.886	29.571	40.948	2'01.405
10)	(97.7)	52.360			1'59.350
11)	(129.8)	47.763	28.796	35.706	1'52.265
12)	(133.6)	46.571	28.215	38.637	1'53.423
13)	(113.3)	47.419	28.994	35.923	1'52.336
14)	(130.1)	46.956	27.604	35.509	1'50.069
15)	(136.7)	45.971	27.426	37.016	1'50.413
16)	(120.9)	47.091	30'13.833	37.361	31'38.285
17)	(112.9)			36.307	1'50.448
18)	(126.4)			36.214	3'44.403
19)	(116.8)				1'50.813
20)	(135.8)			38.426	1'57.241
21)	(123.8)			35.419	1'50.121
22)	(143.2)			35.943	1'50.286
23)	(136.5)			36.125	1'52.078
24)	(138.6)			34.804	1'47.598
25)	(138.1)			34.975	1'47.255
26)	(127.8)			37.376	1'54.645
27)	(107.5)			36.665	1'53.885
28)	(107.7)				2'00.370
29)	(127.9)			37.160	1'56.056
30)	(92.4)			37.636	1'58.664
31)	(96.2)			35.832	1'52.678
32)	(115.0)			36.219	1'53.406
33)	(117.5)			35.220	1'52.010
34)	(130.5)			38.113	1'52.887
35)	(131.8)			41.266	58'26.345
36)	(100.6)			36.996	1'55.868
37)	(105.8)			36.836	1'56.426
38)	(104.0)			37.887	1'57.597

Open Pit Lane 01/11/2010



ANALISI DEI TEMPI PROVE LIBERE MATTINA

GIRO VEL SETT.1 SETT.2 FINISH TEMPO


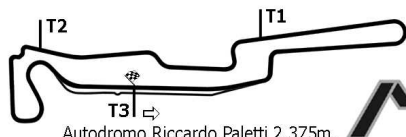
GIRO VEL SETT.1 SETT.2 FINISH TEMPO

56 FERRARI Luca

RENAULT CLIO

1)	24'57.301	33.289	39.011	13'37.969
2)	51.964	30.741	39.942	2'02.647
3)			38.572	9'11.050
4)	51.640	29.321	38.038	1'58.999
5)	49.702	28.193	37.060	1'54.955
6)	48.724	27.504	35.996	1'52.224
7)	47.319	27.303	35.276	1'49.898
8)	47.050	28.257	35.835	1'51.142
9)	48.071	27.549	35.482	1'51.102
10)	50.873	27.154	35.653	1'53.680
11)	47.869	28.044	35.620	1'51.533
12)	48'30.410	30.083	37.964	49'38.457
13)	49.368	27.934	37.748	1'55.050
14)	47.789	27.056	37.031	1'51.876
15)	48.257	27.408	38.339	1'54.004
16)	47.244	26.513	35.214	1'48.971
17)	56.888	28.254	35.183	2'00.325
18)	47.313	27.111	36.033	1'50.457
19)	47.759	27.073	35.909	1'50.741
20)	47.094	28.416	36.956	1'52.466
21)	50.893	27.535	35.866	1'54.294
22)	47.447	27.582	42.313	1'57.342
23)	47.707	28.246	35.769	1'51.722
24)	48.022	27.320	35.904	1'51.246
25)	46.992	27.209	35.925	1'50.126
26)	47.882	27.090	35.910	1'50.882
27)	48.208	26.747	35.350	1'50.305
28)	36'10.912	28.764	37.258	37'16.934
29)	48.639	28.016	37.383	1'54.038
30)	46.893	28.051	35.991	1'50.935
31)	47.244			1'52.082
32)	46.241	26.742	35.240	1'48.223
33)	46.170	26.736	35.117	1'48.023
34)	45.969	25.958	34.625	1'46.552
35)	46.130	26.331	34.824	1'47.285
36)	46.355	27.466	36.218	1'50.039
37)	47.746	26.817	34.148	1'48.711
38)	46.421	27.188	35.293	1'48.902

Open Pit Lane 01/11/2010



ANALISI DEI TEMPI PROVE LIBERE MATTINA

GIRO VEL SETT.1 SETT.2 FINISH TEMPO


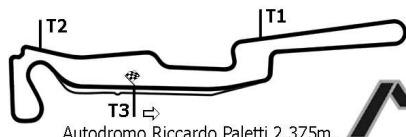
GIRO VEL SETT.1 SETT.2 FINISH TEMPO

58 DEZZI Mirco

BMW M3

1)	(123.2)	25'26.638	29.723	45.277	2'04.598
2)	(113.3)	50.622	31.012	40.787	2'02.421
3)	(89.9)			43.278	9'08.097
4)	(111.4)	52.579	32.898	40.060	2'05.537
5)	(109.5)	51.226	30.009	40.991	2'02.226
6)	(113.4)	50.609	29.363	42.757	2'02.729
7)	(108.2)	50.787	29.778	40.038	2'00.603
8)	(111.8)	51.717	29.863	38.392	1'59.972
9)	(121.2)	50.772	35.735	40.574	2'07.081
10)	(121.2)	51.138	45'00.855	39.587	:46'31.580
11)	(115.1)			39.891	2'01.922
12)	(114.5)			39.947	2'03.613
13)	(111.5)			39.282	2'05.468
14)	(120.4)			39.270	1'59.598
15)	(121.0)			38.467	1'58.467
16)	(124.8)			39.973	1'58.116
17)	(121.0)			39.324	1'58.696
18)	(125.4)			38.495	1'58.556

Open Pit Lane 01/11/2010




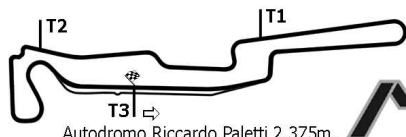
ANALISI DEI TEMPI PROVE LIBERE MATTINA

Autodromo Riccardo Paletti 2.375m. Autodromo Riccardo Paletti 2.375m.

59 MASSIMILIANO Railer
FIAT PUNTO

GIRO	VEL	SETT.1	SETT.2	FINISH	TEMPO
1)					1'49.237
2)					13'00.371
3)	(126.0)	47.118			1'49.505
4)	(128.1)	45.888	26.694	34.816	1'47.398
5)	(127.8)	48.658			1'50.000
6)	(125.0)	47.694			1'50.361
7)	(128.4)	46.831	29.234	35.562	1'51.627
8)	(127.5)	24'38.014			25'39.241
9)	(125.4)	47.057	27.409	34.826	1'49.292
10)	(124.2)	47.332	30.257	34.679	1'52.268
11)	(125.4)				1'51.482
12)	(122.4)				1'51.168
13)	(120.8)				1'51.454
14)	(120.6)				1'51.914
15)	(106.2)				1'50.012
16)	(117.2)				1'52.782
17)	(122.4)			39.615	1'54.772
18)	(95.9)				6'03.168
19)	(123.9)				1'48.571
20)	(124.8)				1'51.015
21)	(99.7)			39.640	2'03.538
22)	(103.3)				1'52.508
23)	(125.8)				1'47.125
24)	(126.4)				8'37.120
25)	(125.0)				1'51.050
26)	(123.0)				1'51.871
27)	(121.7)			34.608	1'52.218
28)	(123.5)				1'50.860
29)	(109.7)				2'00.430
30)	(66.1)			34.504	2'19.170
31)	(126.1)				1'51.163
32)	(127.6)				37'04.284
33)	(128.2)				1'47.475
34)	(127.8)				1'47.543
35)	(129.1)				3'34.846
36)	(127.6)				1'49.566
37)	(128.5)				1'48.751
38)	(126.9)				3'39.011
39)	(115.0)			34.677	1'50.050
40)	(120.0)			35.994	1'51.940

Open Pit Lane 01/11/2010



ANALISI DEI TEMPI PROVE LIBERE MATTINA

Autodromo Riccardo Paletti 2.375m. **GIRO** **VEL** **SETT.1** **SETT.2** **FINISH** **TEMPO**


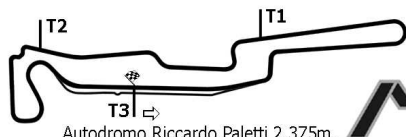
Autodromo Riccardo Paletti 2.375m. **GIRO** **VEL** **SETT.1** **SETT.2** **FINISH** **TEMPO**

60 LUCA Verzola

FORD FIESTA

1)	27'00.169				2'02.731
2)					9'11.254
3)	50.882				1'59.139
4)	48.799	28.644	37.475		1'54.918
5)	48.938				1'55.638
6)	47.700				1'53.035
7)	51.668				2'00.983
8)	50.979				1'56.798
9)	48.735				1'54.190
10)	48.899				1'54.237
11)	48.604				1'53.951
12)	49.619				1'57.609
13)	17'56.006		17'45.843		19'06.214
14)	51.165				1'59.146
15)	48.613	29.055	39.789		1'57.457
16)					1'58.876
17)			37.616		2'01.910
18)					8'01.457
19)					2'00.255
20)					1'56.496
21)					1'56.551
22)					:06'33.902
23)					1'55.066
24)					1'54.244
25)					1'54.010
26)					1'53.103
27)			37.678		1'52.956
28)					1'57.409
29)					1'54.475
30)			36.141		1'52.806
31)			35.682		1'51.324
32)					1'53.140
33)					1'51.997

Open Pit Lane 01/11/2010



ANALISI DEI TEMPI PROVE LIBERE MATTINA

GIRO VEL SETT.1 SETT.2 FINISH TEMPO

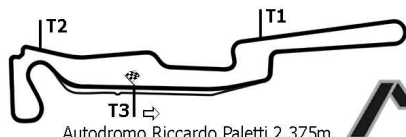
GIRO VEL SETT.1 SETT.2 FINISH TEMPO

61 JONATAN Serafino


FORD FIESTA

1)		27'12.652	32.448	41.428	2'09.877
2)	(115.8)			39.098	8'58.867
3)	(113.5)	51.147			1'59.755
4)	(124.7)	49.472			1'58.401
5)	(129.3)	49.803	29.103	39.214	1'58.120
6)	(128.1)	31'46.137		31'37.524	33'08.321
7)	(105.3)	54.614	31.041	40.611	2'06.266
8)	(125.1)			40.643	2'03.131
9)	(114.4)			39.565	2'02.845
10)	(96.8)			42.500	2'20.423
11)	(116.3)		29'47.878		31'16.233
12)	(124.4)				2'06.414
13)	(126.4)				2'09.793
14)	(119.6)		46.463		2'11.419
15)	(95.9)		44.086		2'12.200
16)	(117.5)		41.946		39'23.525
17)	(126.4)		39.837		2'01.723
18)	(103.4)		37.231		1'57.235
19)	(132.3)		36.582		1'54.352
20)	(126.7)		39.251		2'01.685
21)	(132.0)		37.931		2'01.171

Open Pit Lane 01/11/2010



ANALISI DEI TEMPI PROVE LIBERE MATTINA



GIRO VEL SETT.1 SETT.2 FINISH TEMPO


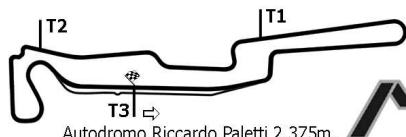
GIRO VEL SETT.1 SETT.2 FINISH TEMPO

62 GALLIENA Paolo

CHRYSLER CRO

1)	(122.5)	39'48.914	30.607	36.885	1'59.688
2)		50.647	33.371	40.645	2'04.663
3)		49.030	29.284	35.805	1'54.119
4)		47.693	28.728	36.447	1'52.868
5)		48.130	28.687	36.365	1'53.182
6)		52.281	29.672	37.440	1'59.393
7)		48.633	30.037	37.066	1'55.736
8)		13'24.050	31.201	37.915	14'33.166
9)	(112.2)	51.055	30.833	38.895	2'00.783
10)	(117.7)	49.524	13'35.182	37.088	15'01.794
11)	(124.7)			36.663	1'55.479
12)	(114.1)			37.074	1'57.431
13)	(124.7)			36.682	1'54.258
14)	(130.7)			36.416	1'51.709
15)	(119.6)			37.765	1'58.434
16)	(118.1)			37.359	1'57.913
17)	(124.4)			37.090	1'55.066
18)				36.009	16'25.476
19)	(124.7)			37.222	1'56.019
20)	(134.6)			38.203	1'57.582
21)				37.406	1'57.117
22)	(137.9)			36.785	42'38.717
23)	(129.3)			36.044	1'52.239
24)	(131.2)			36.612	1'53.956
25)	(131.2)			37.085	1'53.944
26)	(134.3)			36.795	1'54.809
27)	(133.9)			36.897	1'54.277
28)	(129.1)			37.427	1'56.447
29)	(134.8)			37.455	1'55.024
30)	(127.9)			37.001	1'54.817
31)	(137.7)			37.420	1'54.753

Open Pit Lane 01/11/2010



ANALISI DEI TEMPI PROVE LIBERE MATTINA


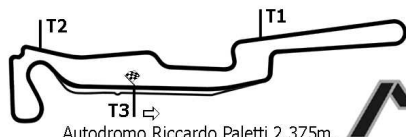
GIRO VEL SETT.1 SETT.2 FINISH TEMPO GIRO VEL SETT.1 SETT.2 FINISH TEMPO

63 GALLIENA Antonio

SEAT LEON CU

1)		39'24.305				1'49.672
2)	(146.5)	2'30.974				3'34.254
3)	(149.1)	43.748				1'44.301
4)	(133.3)	44.552				1'45.274
5)	(153.4)	43.295				1'44.483
6)	(151.2)	44.534				1'48.573
7)		23'45.015				24'49.940
8)		45.260				1'46.548
9)	(150.6)	44.821				1'46.525
10)						1'47.015
11)	(140.4)					1'47.360
12)	(127.2)					1'48.139
13)						1'49.456
14)						1'48.474
15)	(141.3)					6'33.557
16)						2'01.144
17)						2'00.935
18)						2'01.594
19)	(128.5)		00'16.636			:01'39.478
20)	(152.1)					1'46.297
21)						1'45.521
22)						1'43.531
23)	(157.2)					1'42.055
24)	(159.5)					1'41.209
25)						1'43.023
26)						1'41.894
27)	(156.0)					2'03.902
28)						1'58.372
29)						1'44.674
30)			32.649			1'42.383

Open Pit Lane 01/11/2010



ANALISI DEI TEMPI PROVE LIBERE MATTINA

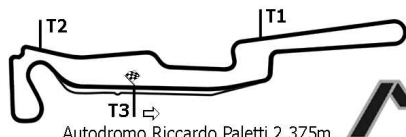
GIRO VEL SETT.1 SETT.2 FINISH TEMPO GIRO VEL SETT.1 SETT.2 FINISH TEMPO

64 ANDREA Zangan


BMW M3

1)	(152.5)	27'45.157				1'42.755
2)	(97.9)					8'40.448
3)	(127.5)	46.812				1'45.696
4)	(162.8)	43.382				1'46.132
5)	(161.4)	4'06.241	2'15.077			5'05.486
6)	(156.9)	42.920				1'41.231
7)	(160.4)	41.837				1'38.608
8)	(155.3)	42.760	25.455	32.682		1'40.897
9)	(156.9)	46.170	28.098	35.104		1'49.372
10)	(147.3)	42.869				1'42.382
11)	(148.9)	45.139				1'46.392
12)	(155.8)	42.004				1'39.002
13)	(123.5)	46.115				1'44.975
14)	(147.1)	18'18.029	38.805	47.489		19'44.323
15)	(97.9)			41.853		2'11.948
16)				41.091		2'11.042
17)				45.765		2'13.292
18)						2'13.904
19)				39.344		2'10.610
20)				38.937		4'10.881
21)				39.143		2'02.305
22)				36.259		1'59.272
23)				37.090		4'01.055
24)				37.236		1'55.920
25)				37.911		1'55.891
26)				39.158		1'59.661
27)				36.217		1'56.254
28)				37.320		1'55.869
29)	(129.8)					1'58.590
30)				36.534		1'56.271
31)				34.704		5'36.700
32)	(124.8)			34.330		1'48.688
33)	(143.4)			33.198		1'43.553
34)	(156.5)					1'43.969
35)	(156.7)			33.709		1'43.564
36)	(155.6)			32.821		19'58.141
37)	(151.0)			33.015		1'42.334
38)	(156.0)			32.318		1'40.512
39)	(159.7)			34.687		1'44.410
40)	(155.1)			35.183		1'42.987
41)				33.525		1'42.341
42)	(154.2)					1'38.859
43)	(159.7)			33.048		1'39.715
44)	(150.8)			36.243		1'49.408
45)	(156.7)			33.022		1'40.340
46)	(142.2)			32.198		1'40.420
47)	(164.6)			33.333		1'44.059
48)	(162.6)			33.468		1'40.568

Open Pit Lane 01/11/2010



ANALISI DEI TEMPI PROVE LIBERE MATTINA




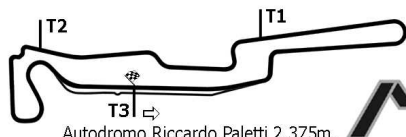
GIRO VEL SETT.1 SETT.2 FINISH TEMPO

GIRO VEL SETT.1 SETT.2 FINISH TEMPO

65 SALATINO Giuseppe
BMW 120

1)	(125.2)	37'30.750	28.295	36.678	1'53.133
2)	(136.7)	46.635	28.797	40.113	1'55.545
3)	(97.1)	50.128	29.420	39.992	1'59.540
4)	(133.3)	46.836	29.951	38.103	1'54.890
5)	(115.1)	49.255	29.693	38.655	1'57.603
6)	(111.2)	27'54.192	29.122	37.087	29'00.401
7)	(101.4)	48.846	30.232	38.163	1'57.241
8)	(133.4)	47.658	31.405	37.727	1'56.790
9)	(140.4)			39.493	1'57.827
10)	(139.8)			37.389	1'59.484
11)	(100.3)			38.335	1'58.275
12)	(138.8)			35.795	1'50.349
13)	(133.9)			36.061	1'57.524
14)	(137.9)			35.132	1'48.399
15)	(142.1)			42.340	2'13.909
16)	(108.8)			37.394	2'02.465
17)	(108.2)			36.496	1'56.293
18)				36.333	1'53.526
19)	(143.2)			36.507	1'51.372
20)	(94.0)			44.301	2'24.147
21)	(96.1)			38.666	2'14.050

Open Pit Lane 01/11/2010



ANALISI DEI TEMPI PROVE LIBERE MATTINA

GIRO VEL SETT.1 SETT.2 FINISH TEMPO


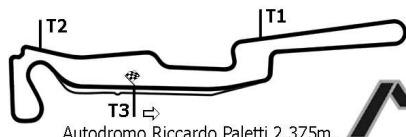
GIRO VEL SETT.1 SETT.2 FINISH TEMPO

66 PINI Simone

BME M3

1)					1'58.391
2)	(112.6)	50.936	29.377	37.658	1'57.971
3)	(131.0)	50.215	31.865	39.133	2'01.213
4)	(124.1)	52.825	32.060	41.302	2'06.187
5)	(133.0)	2'54.475		2'41.706	4'02.944
6)	(120.6)	49.062	30.961	38.447	1'58.470
7)	(127.9)	2'42.876	15'31.875	37.411	18'52.162
8)	(131.3)			36.218	1'51.602
9)	(133.0)			35.453	1'50.914
10)	(141.7)			39.487	1'54.014
11)	(105.1)			38.802	5'10.800
12)	(114.0)			37.243	1'56.813
13)	(115.6)			37.569	16'02.611
14)	(124.2)			36.288	1'53.317
15)	(127.2)			35.040	1'48.937
16)	(141.3)			36.083	1'50.114
17)	(131.3)			36.592	1'56.151
18)	(130.4)			37.831	1'54.858
19)	(92.3)			37.571	1'57.302
20)	(112.6)			37.556	1'55.392
21)	(144.9)				1'58.949

Open Pit Lane 01/11/2010



ANALISI DEI TEMPI PROVE LIBERE MATTINA

GIRO VEL SETT.1 SETT.2 FINISH TEMPO

GIRO VEL SETT.1 SETT.2 FINISH TEMPO

68 SALERNO Michele

MITSUBISHI E

1)	(90.7)	16'56.122	30.745	39.999	2'02.768
2)	(102.6)	49.036	29.537	38.040	1'56.613
3)	(112.6)			37.817	1'55.464
4)	(110.8)			38.482	1'55.832
5)	(114.2)			37.040	1'59.844
6)	(118.2)			36.747	1'52.225
7)	(114.2)			36.976	1'52.564
8)	(114.0)			37.425	1'53.928
9)	(108.0)			36.455	1'51.961
10)	(115.2)			37.525	28'32.178
11)	(120.6)			38.240	1'53.566
12)	(125.0)			38.679	1'53.438
13)	(123.8)			36.570	1'51.113
14)	(116.2)			36.779	1'52.346
15)	(114.8)			36.613	20'33.894
16)	(126.7)			35.418	1'47.780
17)	(129.1)			35.855	1'54.816
18)	(136.5)			35.519	1'49.041
19)	(138.2)			34.306	1'45.323
20)	(144.5)			34.497	1'45.080
21)	(117.0)			41.493	2'16.836

Esposta ore:12.30

Il DSC: Rapi Andrea